

Your District Health Board

2009/10 | www.moh.govt.nz/healthtargets



Shorter stays in
Emergency Departments

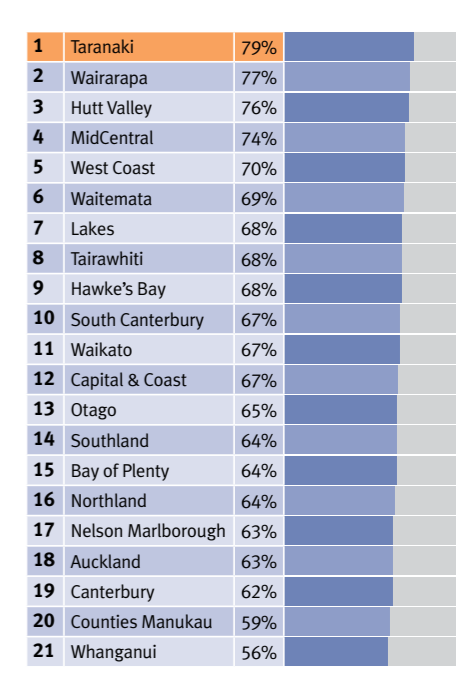
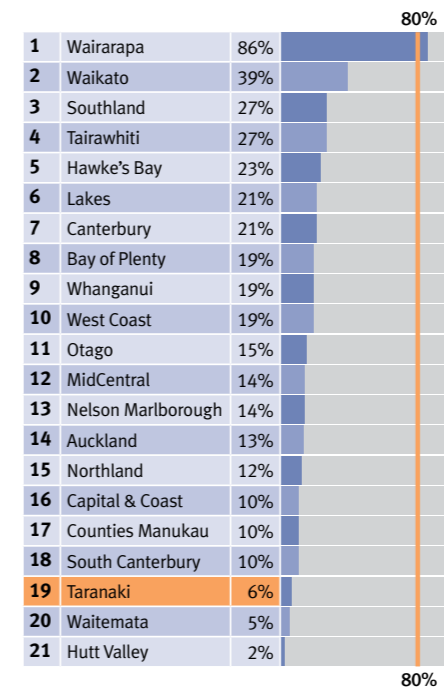
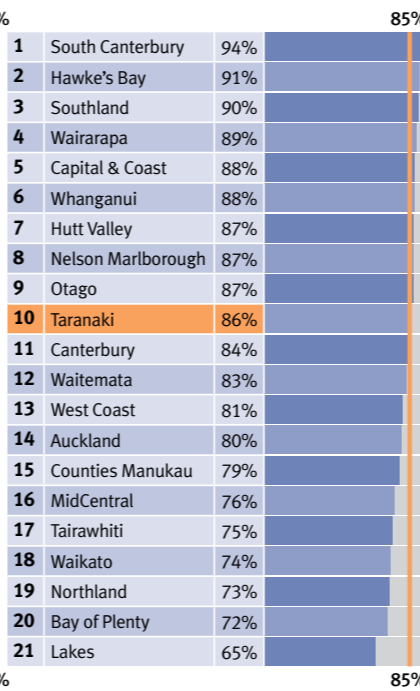
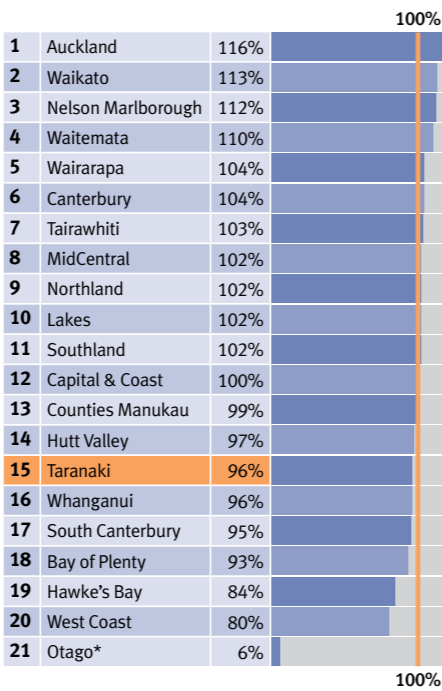
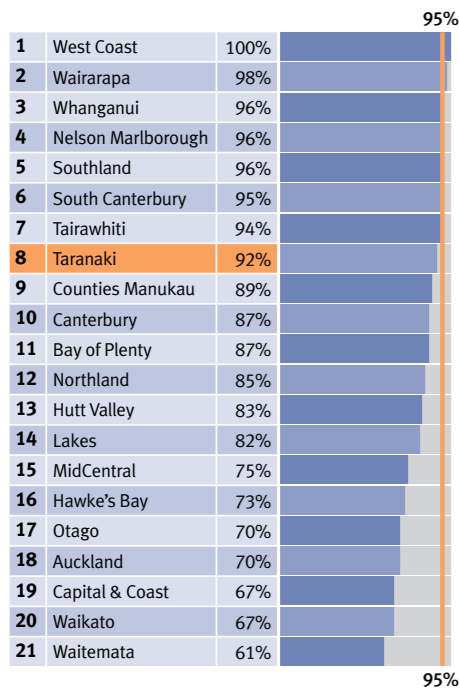
Improved access to
Elective Surgery

Shorter waits for
Cancer Treatment Radiotherapy

Increased
Immunisation

Better help for
Smokers to Quit

Better
Diabetes and Cardiovascular Services



Shorter stays in Emergency Departments

The target is that 95 percent of patients will be admitted, discharged or transferred from an Emergency Department within six hours. The target is a measure of the efficiency of flow of acute (urgent) patients through public hospitals, and home again. It is expected that many DHBs will take up to two years to achieve this target with good sustainable improvements.

Improved access to elective surgery

The target is an increase in the volume of elective surgery by an average of 4000 discharges per year.

* Otago DHB's delivery is under-reported due to a change in Patient Management System leading to problems submitting data to national collections.

Shorter waits for cancer treatment radiotherapy

The target is everyone needing radiation treatment will have this within six weeks of their first specialist assessment by the end of July 2010 and within four weeks by December 2010. Six regional oncology centres provide radiation oncology services. These centres are in Auckland, Hamilton, Palmerston North, Wellington, Christchurch and Dunedin.

Increased immunisation

The target is that 85 percent of two-year olds* will be fully immunised by July 2010; 90 percent by July 2011; and 95 percent by July 2012.

* This result includes children who turned two years old in quarter one and who were fully immunised before they turned two years old.

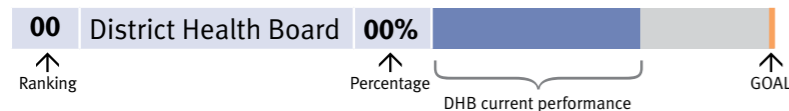
Better help for smokers to quit

The target is that 80 percent of hospitalised smokers will be provided with advice and help to quit by July 2010; 90 percent by July 2011; and 95 percent by July 2012. The graph represents only data coded in September. Improved data capture is expected next quarter.

Better diabetes and cardiovascular services

This graph represents the average progress made by a DHB towards three target indicators: (a) an increased percent of the eligible adult population will have had their cardiovascular disease risk assessed in the last five years; (b) an increased percent of people with diabetes will attend free annual checks; (c) an increased percent of people with diabetes will have satisfactory or better diabetes management.

How to read the graphs



This information should be read in conjunction with the details on the website www.moh.govt.nz/healthtargets